



For every child, reimagine

UNICEF Annual Report,
2019



Published by UNICEF
Division of Communication
3 United Nations Plaza
New York, NY 10017, USA

Contact: pubdoc@unicef.org

Website: www.unicef.org

Suggested citation. *For Every Child, Reimagine. UNICEF Annual Report 2019.*
New York: United Nations Children's Fund (UNICEF), 2020.

ISBN: 978-92-806-5135-5

© United Nations Children's Fund (UNICEF), June 2020

Cover photograph: © UNICEF/UN0327674/Ralaivita

Data in this report are drawn from the most recent available statistics from UNICEF and other United Nations agencies, annual reports prepared by UNICEF country offices and the Annual Report of the Executive Director of UNICEF to be presented to the Executive Board, in June 2020.

For any corrigenda found subsequent to printing, please visit our website at www.unicef.org/publications.

For every child, reimagine

UNICEF Annual Report, 2019



A UNICEF staff member playing with a baby at the health centre of Odienné, in the Northwest of Côte d'Ivoire.

© UNICEF/UNI303268/DEJONGH



UNICEF staff assist children and their families at an informational #ConLosNiñosDeVenezuela event in Cambalache, Bolívar state, the Bolivarian Republic of Venezuela.

© UNICEF/UN0334533/MONTICO



Contents

Foreword	4
Introduction	6



Goal Areas

Goal Area 1: Every child survives and thrives	14
Goal Area 2: Every child learns	20
Goal Area 3: Every child is protected from violence and exploitation	24
Goal Area 4: Every child lives in a safe and clean environment	28
Goal Area 5: Every child has an equitable chance in life	32



Cross-cutting Priorities

Humanitarian Action	36
Gender Equality	40



Change Strategies

Winning support for children and young people	44
Partnerships	46
Innovation	50

Financials and Stewardship	53
-----------------------------------	-----------

Foreword

UNICEF is releasing our *Annual Report 2019* against the backdrop of the COVID-19 pandemic.

The pandemic represents a shared global struggle against an invisible enemy. Not only are children and young people contracting COVID-19, they are also among its most severely impacted victims. Unless we address the pandemic's impacts on children, the echoes of COVID-19 will permanently damage our shared future.

The fight against COVID-19 brings into sharp relief the importance of everything UNICEF does as an organization – not only to support children and young people, but to help their communities build stronger health, education, protection, nutrition, and water and sanitation system for the future.

In fact, UNICEF's global agenda for action to address COVID-19 represents a microcosm of our organization's work to protect the most vulnerable and disadvantaged children, and invest in strengthening systems and services in the long run:

- To keep children healthy and well nourished;
- To reach vulnerable children with water, sanitation and hygiene;
- To keep children learning;
- To support families to cover their needs and care for their children;
- To protect children from violence, exploitation and abuse, especially girls; and
- To protect refugee and migrant children, and those affected by conflict.

As the results outlined in this Annual Report clearly demonstrate, UNICEF's global reach across more than 190 countries and territories, along with the expertise and experience of our staff members, has put us in a good position to respond to this crisis.

We are deeply proud of the commitment and dedication our staff members demonstrate each and every day, as they carry out their vital, life-saving work.

They understand that the world is not standing still for children – neither are we.

Last year, we reached 307 million children under age 5 with services to prevent malnutrition; 17 million out-of-school children with education; 4 million children and young people with skills development; 18.3 million people with access to safe drinking water; 15.5 million with basic sanitation services; and we provided humanitarian assistance in 281 emergencies in 96 countries.

We are also finding new ways to involve children and young people in our work. We need their participation and their voices, as we work together to design and deliver the programmes, services and support they need as they develop, grow and prepare to inherit our world.

For over 70 years, UNICEF has supported children and young people facing a range of barriers to their health and well-being. From poverty and exclusion, to natural disasters, armed conflict, famine and disease, our organization stands with children and young people – no matter who they are or where they live.

As we stand with them, we call on our partners around the world to do the same.

Join our cause. Invest in children's futures. Support our vital, life-saving work.

Let's continue building a better, safer, healthier and more peaceful world. For every child.



Henrietta H. Fore
UNICEF Executive Director



1. In Morovine village in the north of Côte d'Ivoire, a UNICEF staff member talks with young children wearing masks to protect themselves against the coronavirus.



© UNICEF/UNI328634

2



© UNICEF/UNI325650/Dejongh

3



© UNICEF/UNI331144/Volpe

4



© UNICEF/UNI326923/Choufany

5

2. In Saptari District, Nepal, a health worker attends to a patient at a clinic installed with UNICEF support at the Gajendra Narayan Singh Hospital.

3. In Morovine village, Côte d'Ivoire, children attend classes on television at the home of the village chief. UNICEF has been working on a 'School at home' initiative that includes taping lessons to air on national TV and radio.

4. In Guatemala City, UNICEF assists in providing groceries to parents of more than 2.4 million pre-primary and primary children, allowing the children to continue receiving the school meals they had relied on before COVID-19.

5. In Beirut, Lebanon, UNICEF staff inspect medical supplies to be delivered to health-care frontline workers and populations at risk. Supplies include gloves, surgical and N95 respirator masks, gowns and thermometers, among other items.

Introduction

In 2019, UNICEF and partners worked side by side with children and young people to overcome the obstacles that keep far too many children from reaching their full potential. Together, we helped create new opportunities and placed dreams and aspirations within reach.

There were many successes to celebrate.

In more than 190 countries and territories, UNICEF and partners helped children survive, thrive and go to school ready to learn and make the most of their opportunities. UNICEF engaged with partners around the globe to protect children, ensure safe environments, reduce poverty, address harmful gender norms and fight against discrimination.

In emergency situations, children and families received mental health care and psychosocial support, along with the basics of nutrition, education and health care. Migrant and refugee children were provided with protective services.

And in 2019, the world celebrated the 30th anniversary of the Convention on the Rights of the Child while at the start of 2020, we marked the 25th anniversary of the Beijing Declaration and Platform for Action on gender equality and the empowerment of women.

To mark the 30th anniversary of the Convention, 110 United Nations Member States recommitted to implementing child rights in the 21st century and 24 governments made new national commitments. Championed by the co-chairs of the Group of Friends of Children and the SDGs: Bulgaria, Jamaica and Luxembourg, a voluntary global pledge “For Every Child, Every Right” was launched.

Focus on the future

However, even as UNICEF looks back to 2019, our focus is on the future.

At the start of a new decade, the world is grappling with COVID-19, a global pandemic that is taking the lives of many thousands and upending homes and schools for children everywhere, threatening their well-being and future.

UNICEF is addressing the challenge of providing information and services that protect children and families from the virus, while also focusing on the hidden effects of the disease, especially for already marginalized children – those who live daily with poverty, violence, conflict or who are refugees, migrants or internally displaced.



Abdoulaye Konate, Immunization Officer at UNICEF's field office in Kayes, Mali, sensitizes Ramata Diallo on the importance of vaccinating her youngest child, Hachime, 11 months, who has never been vaccinated. The use of mobile vaccinators to reach vulnerable populations living in hard-to-reach areas such as gold mine sites are among the approaches that UNICEF and its partners have put in place to reach every child.

UNICEF and partners including Gavi are supporting the Mali Ministry of Health to bring vaccines directly towards the most isolated and vulnerable children.

© UNICEF/UN0293818/Keita

This new global threat arrived just as the United Nations Secretary-General António Guterres called for a Decade of Action in an effort to reach the Sustainable Development Goals (SDGs) by 2030.

UNICEF's response to this call to action was a heightened focus on investing in children – the key to achieving the ambitious goals of the SDGs. To do so, UNICEF has assessed its progress towards achieving the marks established in the UNICEF Strategic Plan, 2018–2021 and the SDGs.

Delivering on the strategic plan

The UNICEF Strategic Plan, 2018–2021 was created shortly after the world agreed on the SDGs. It identifies five goal areas for achieving results that can deliver on the SDGs:



Goal Area 1

Every child survives and thrives involves thematic work in health, nutrition, HIV and AIDS, early childhood development and adolescent health.



Goal Area 2

Every child learns focuses on education.



Goal Area 3

Every child is protected from violence and exploitation involves child protection services.



Goal Area 4

Every child lives in a safe and clean environment features UNICEF's work in water, sanitation and hygiene, and efforts on climate, disaster risk reduction and urban settings.



Goal Area 5

Every child has an equitable chance in life is a manifestation of UNICEF's commitment to leave no child behind and encompasses efforts to address poverty, gender equality and discrimination, provide support for adolescents and children with disabilities, and support the safe and meaningful participation and civic engagement of children at all ages.

The strategic plan also identifies two cross-cutting areas that touch on all of UNICEF's efforts: **humanitarian action** and **gender equality**.

In addition, UNICEF identified four organizational enablers and eight strategies for change. The change strategies examined in this annual report are: *winning support for the cause of children from decision makers and the wider public*; *developing and leveraging resources and partnerships for results for children*; *leveraging the power of business for children*; and *fostering innovation in programming and advocacy for children*.

Accelerating results

This annual report comes at a time when UNICEF hits the mid-term mark of its Strategic Plan. Combined with the annual review, the mid-term review of results highlighted clear progress on many child-related SDG targets. And across the United Nations system, agencies continue to share lessons learned, coordinate action and collaborate to accelerate results toward the SDGs.

However, the review also noted that progress on some targets must be accelerated if the SDGs and Strategic Plan goals are to be realized. This is particularly true in fragile contexts where the scale of needs is high and trends in progress are of great concern.

By 2019, 74 per cent of the targets set out in the UNICEF Strategic Plan were achieved. However, despite a strong performance by UNICEF in many of the SDG areas, progress remained too slow in others, with 26 per cent of the targets off-track. At the current pace, for example, SDG targets will not be achieved for many critical issues including: immunization, health, nutrition, HIV and AIDS and early childhood development. In addition, progress is slow for targets relating to:

- Access to quality education
- Birth registration and violence against children
- Safely managed water and sanitation
- Disaster risk reduction and climate-change
- Child poverty

TOP RESULTS

In 2019, UNICEF provided support for:

Humanitarian assistance

in 281 emergencies in 96 countries.

Treatment for severe acute

malnutrition for 4.1 million children in emergencies.

Safe births for nearly 28 million babies in health facilities.

Early learning, primary and secondary education for 17 million out-of-school children; and **skills development programmes** for 4 million children and young people.

Services for 307 million children younger than age 5 to **prevent malnutrition**.

Access to **safe drinking water** for 18.3 million more people and basic **sanitation services** for 15.5 million more people.

More than 21 million **birth registrations** in 47 countries.

Expanding **menstrual health and hygiene services**, including direct support to 20,495 schools in 49 countries.

Cash transfer programmes benefitting 51 million children, including 8.5 million in emergency settings.

Care and interventions to **prevent child marriage** for 5.7 million adolescent girls.



Challenges

Among the challenges to achieving the SDGs for children are the unprecedented levels of humanitarian crises, including the global pandemic of COVID-19, and a climate shaped by limited predictable resources. Though UNICEF resources grew in 2019, the growth occurred in earmarked funding. Regular resources – funding that is predictable and flexible, and that allows UNICEF to respond quickly – declined. Regular resources, and other flexible funding, are essential for UNICEF to accelerate results with innovations, new partnerships, increased capacity and better data. Flexible funding is also essential to bridge gaps and allow for quick and immediate response in emergencies.

RIGHT: A group of boys stand outside Shaheed Abdul Ahad Khan Karzai Orphanage in Kandahar, Afghanistan.

© UNICEF/UNI229588/Bouvet



UNICEF expenditure, 2019

(in millions of US dollars)

BUDGET CATEGORY

Development	5,529
<i>Programme</i>	5,363
<i>Development effectiveness</i>	166
Management	392
United Nations development coordination	10
Special purpose (including capital investment)	29
Private fundraising and partnerships	222
Other	77
Total expenditure	6,259

Note: The UNICEF expenditure by budget categories in this table is presented on a modified cash basis.

Direct programme expenses, 2019

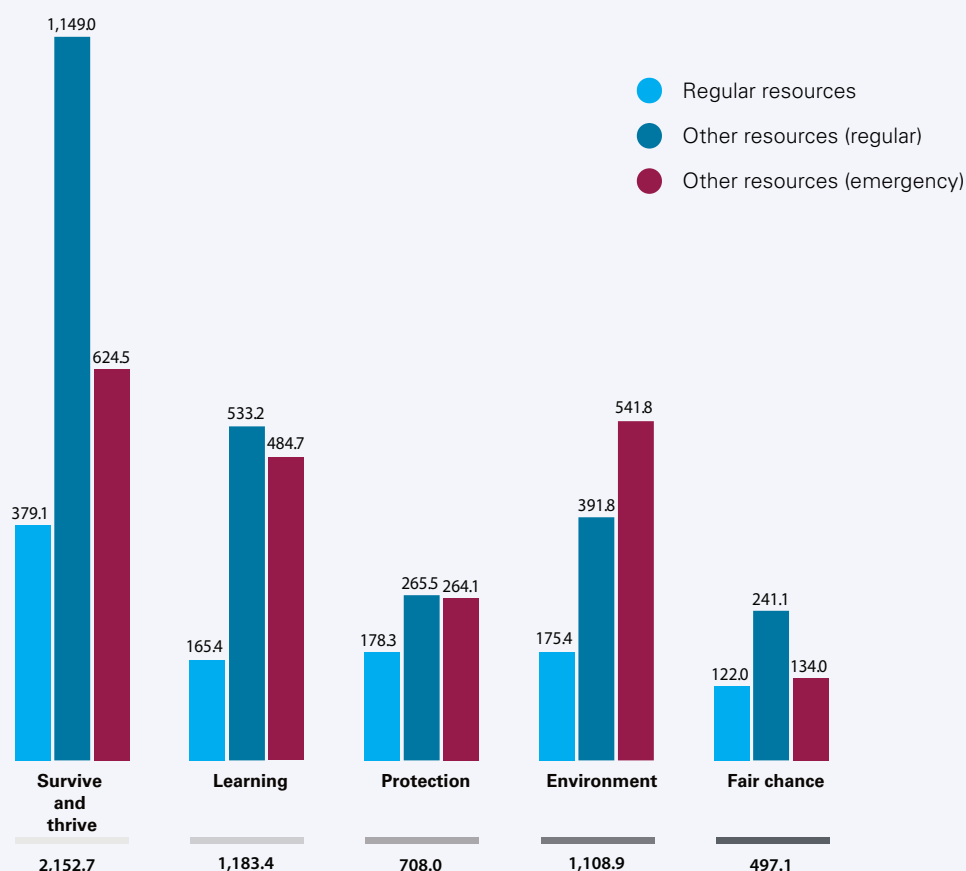
(in millions of US dollars)

Note: Numbers may not add up because of rounding.

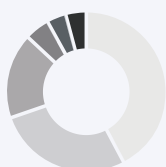
BY GOAL AREA



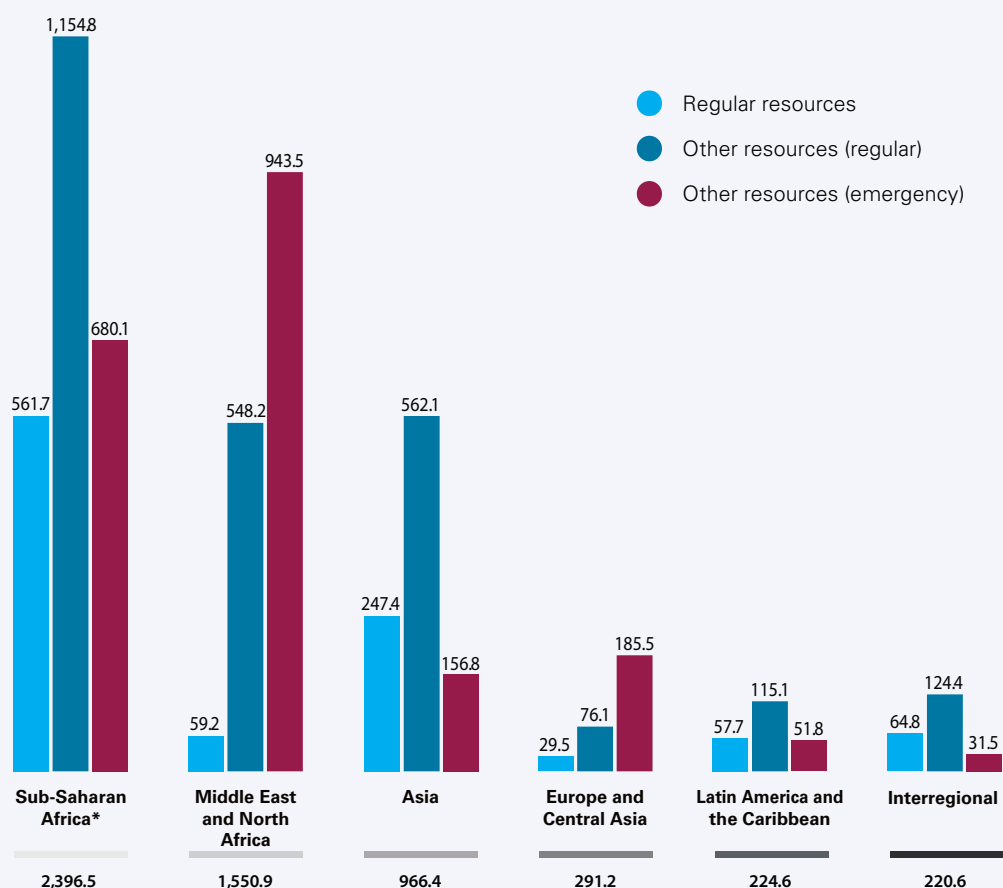
Total expenses
\$5,650 million



BY REGION



Total expenses
\$5,650 million



* Programme expenses for Djibouti are included under sub-Saharan Africa.



A decade of action

As the United Nations embarks on a new decade dedicated to accelerating results for children, UNICEF will prioritize efforts to effectively and efficiently improve children's health, nutrition, water, sanitation and hygiene, early childhood and adolescent development. We will focus on making sure every child goes to school and learns, and double down on our efforts to protect children and their environments. As always, we will focus on the most vulnerable children, providing social protection interventions and reaching out with efforts to end discrimination based on gender and ability.

Some priorities will include:

- Acceleration on core priority areas
- Stronger links between development and humanitarian programming
- Generation Unlimited, a partnership focused on modern education and job skills
- Community-based primary health care
- Mental health
- Climate change
- Intellectual leadership
- Innovations
- Gender equality

And as the child rights crisis of the global COVID-19 pandemic continues, UNICEF is leading the charge to respond, recover and reimagine a world fit for every child, calling for action to:

- Keep children healthy and well-nourished
- Reach vulnerable children with water, sanitation and hygiene
- Keep children learning
- Support families to cover their needs and care for their children
- Protect children from violence, exploitation and abuse
- Protect refugee and migrant children, and those affected by conflict

With a staff of thousands, UNICEF remains committed to its core values of care, respect, integrity, trust and accountability. As we embrace a new decade, we recalibrate and rededicate ourselves to achieving the SDGs and the UNICEF aspirations for children while meeting the non-stop challenges children face in a dynamic world.

Indeed, the world does not stand still for children. And neither do we.



Rose Tupemuni sits with her children outside her family's new home in Katanga health area (Tshikapa Health Zone) in Tshikapa, Kasai Province, Democratic Republic of the Congo, on 6 November 2019. Earlier in the year, the family was forced to flee their home in a remote village because of fighting. Rose was unable to have her three-year-old daughter vaccinated against the measles and the child succumbed to the disease. Now that the family has settled in the Katanga health area (Tshikapa Health Zone) in Tshikapa, Rose has made vaccinations a priority. "Now all of my children are protected," she says. "They've all been vaccinated against measles."

© UNICEF/UNI229157/Nybo

Goal Area 1

Every child survives and thrives



Every child has the right to survive and thrive.

Protecting that right requires that every child has access to health care and food. It involves immunization and protection from HIV and AIDS, and from preventable diseases. And it means that homes, families and communities have access to early childhood development opportunities.

UNICEF addresses needs in quality health care, adequate nutrition, immunization, HIV prevention, adolescent health and early childhood development – all with the awareness that these services are interconnected, and that a holistic and multisectoral approach is essential.

In 2019, UNICEF helped children survive and thrive in 152 countries at a cost of US\$2.15 billion. The work included activities in 82 countries that required emergency assistance at a cost of US\$0.95 billion.



A mother holds her newborn baby as they wait for the baby to receive its vaccinations at Gambool Health Centre in Garowe, Puntland, Somalia. UNICEF supports primary health care in Somalia and partners with the Government of Somalia to strengthen national capacity in the provision of vaccinations and preventive and curative services for pneumonia, diarrhoea, malaria and other diseases. UNICEF is working to scale up the coverage and quality of maternal health services and essential newborn care services in the country.

© UNICEF/UNI218212/Hinds

UNICEF addresses needs in quality health care, adequate nutrition, immunization, HIV prevention, adolescent health and early childhood development.

Health

UNICEF's maternal, newborn, child and adolescent health programme focuses on strengthening integrated primary health care, ending preventable deaths through a package of essential maternal and newborn health services, preventing and treating childhood diseases, and ensuring that every child is fully immunized in terms of child and adolescent health and well-being. Health programmes are increasingly addressing child development, child disability, non-communicable diseases, mental health services, HPV vaccination, pregnancy prevention, environmental pollution and adolescent maternal care.

In 2019, there were 27.4 million live births in health facilities supported through UNICEF programmes in countries with high maternal and neonatal mortality. Chad and the Democratic Republic of the Congo eliminated maternal and neonatal tetanus, while UNICEF and partners supported the vaccination of 65.7 million children with three doses of DTP/pentavalent vaccine in 64 priority countries, and measles vaccination of 41.3 million children in humanitarian settings. Nigeria remained polio-free for a third year, paving the way for the potential certification of Africa as polio-free in 2020.

In 25 countries with high pneumonia prevalence, 9.4 million children with suspected pneumonia received antibiotics through UNICEF-supported programmes. UNICEF backed the skills enhancement of 35,840 community health workers in integrated community case management. The distribution of insecticide-treated nets was facilitated in humanitarian situations, reaching 1.69 million people.

By 2019, 67 countries had inclusive, multi-sectoral and gender-responsive national plans for adolescent health, and UNICEF supported their implementation in 31 countries. Nearly 1 million adolescent girls received the full schedule of HPV vaccination in five countries where UNICEF had supported the vaccine's introduction. In 2019, 79 countries implemented school health programming, leveraging a primary platform for integrated delivery of interventions for adolescent health, including mental health.

The top resource partners to health in 2019 were the World Bank Group; Gavi, the Vaccine Alliance; U.S. Fund for UNICEF; Germany; and the United Kingdom.



ABOVE: A child in preprimary class at Tahouak Primary School, Ta Oi District, in Saravane Province, Lao People's Democratic Republic, eats nutritious food during her lunch break.

© UNICEF/UN0311087/Verweij

Nutrition

In 2019, UNICEF provided support to nutrition programmes in more than 120 countries, addressing what *The State of the World's Children 2019: Children, food and nutrition – Growing well in a changing world* called the triple burden of malnutrition – undernutrition, micronutrient deficiencies and overweight.

Programmes supported by UNICEF in 2019:

- **Early childhood:** Reached 307 million under-fives with services to prevent stunting and other forms of malnutrition in early childhood.
- **Adolescence:** Helped 60 million boys and girls with services to prevent anaemia and other forms of malnutrition in adolescence.
- **Severe malnutrition:** Treated 4.9 million children for severe wasting and other forms of severe malnutrition.

As UNICEF continues to support nutrition programmes, the focus will be on prevention first and if that fails, treatment. This approach is the premise of UNICEF's partnership on nutrition with the Bill & Melinda Gates Foundation. In 15 high-burden countries, the partnership delivers food, health and social protection programmes in the first 1,000 days of life for children and their mothers.

The top resource partners to nutrition in 2019 were the World Bank Group, Germany, European Commission, United Kingdom and the Netherlands.



ABOVE: Kansiime Ruth ensures that both of her children, Lighton (1 year, pictured here) and Joanita, 4, take their daily pediatric HIV medicine. UNICEF is working in partnership with the Ministry of Health in Uganda to improve early diagnosis and initiation of treatment for HIV-positive infants, which is critical for saving lives.

© UNICEF/UNI211887/Schermbrucker

HIV and AIDS

In 2019, 13.5 million girls and 9 million boys were tested for HIV and received the results. However, progress towards ending AIDS by 2030 is insufficient. Efforts to prevent mother-to-child transmission of HIV resulted in 4 per cent more pregnant women living with HIV accessing antiretroviral treatment (ART) in the past four years. Some countries are making progress in the elimination of mother-to-child transmission of HIV. Botswana, Malawi, Namibia, Uganda and Zimbabwe are reaching 95 per cent of pregnant women living with HIV with ART and are on the pathway to elimination, and Sri Lanka joined the list of 13 countries that have been validated for elimination of mother-to-child transmission of HIV by WHO.

Globally there were an estimated 310,000 new HIV infections among adolescent girls and young women at the end of 2018, three times the global target. Regionally, while Eastern and Southern Africa saw improvements in the number of new infections among adolescents and young adults there continues to be concerning HIV epidemics among this population worldwide.

The top resource partners to HIV and AIDS in 2019 were the Islamic Development Bank, UNAIDS, Korean Committee for UNICEF, The Global Fund, and the UNFPA-managed UN Partnerships and Joint Programmes.

Early childhood development

UNICEF's efforts to provide every child with the best start in life are multisectoral, involving nutrition, health, education, social protection and support for parents. In 2019:

- 115 countries implemented multisectoral early childhood development (ECD) programmes, of which 45 countries have government ownership and costed action plans for scale-up.
- 83 countries reported having a national ECD policy or action plan.
- UNICEF provided 615,049 children younger than 5 in humanitarian situations with ECD interventions, reaching 76 per cent of the target.

Accelerating results

As UNICEF works to accelerate results, the goal is to reach children and families at the greatest risk of being left behind: children in poor households, in sub-Saharan Africa and South Asia, and in fragile and conflict-affected settings. Accelerating child survival growth and development outcomes means strengthening humanitarian and gender analysis, leveraging community engagement and social data analytics and working across sectors to address the social and financial barriers that stand in the way.



TOP RESULTS

27.4 million **babies were delivered in health facilities** with support from UNICEF.

More than 249 million children received **two doses of vitamin A supplementation** in key countries.

41.3 million children in emergency situations were **vaccinated against measles**.

More than 4.9 million children received **treatment for severe acute malnutrition**.

9.4 million children **suspected to have pneumonia were treated** by programmes supported by UNICEF.

13.5 million girls and 9 million boys were **tested for HIV** and received the results.

UNICEF joined 11 multilateral agencies to launch a **joint plan to better support countries** over the next 10 years, collectively contributing nearly one third of all development assistance to health.

Goal Area 2

Every child learns



Around the world, children and young people face disruptions to their right to go to school and learn.

In 2019, war, disaster, disease and the effects of climate change were barriers to children's right to education. In addition, vulnerabilities including poverty, gender norms and disability continue to put education out of reach for far too many children. And at the start of 2020, children in many corners of the world were forced from school by COVID-19.

In 2019, funding shortfalls, escalating insecurity and targeted attacks resulted in UNICEF reaching only 60 per cent of its ambitious target to provide education to 12.3 million children most at risk in emergency contexts.

The top resource partners to this Goal Area in 2019 were Germany, European Commission, Norway, the Global Partnership for Education and the Netherlands.



Students at the playground of Turgani High School in Faizabad, the largest city of Badakhshan, a northern province of Afghanistan.

In Afghanistan 3.7 million children are out of school and only 54 per cent of enrolled children complete primary school. Working at the national, provincial and community levels with the Ministry of Education and other partners, UNICEF focuses on the most vulnerable people in disadvantaged areas, particularly girls, to combat exclusion due to poverty, discrimination and conflict.

© UNICEF/UN0339383/Dejongh

In 2019, UNICEF responded to these challenges by providing support to education in 143 countries at the expense of US\$1.18 billion. UNICEF supported education programmes in emergency contexts in 82 countries at a cost of US\$0.69 billion.

Successes

Despite the challenges, UNICEF education efforts achieved notable successes in 2019, including:

- 37 per cent of countries supported by UNICEF had systems in place to provide equitable access to learning opportunities for children, up from 29 per cent in 2018.
- 49 per cent of countries that received UNICEF support had plans to prevent gender-based violence in schools, compared with 38 per cent in 2018.
- 48 per cent of countries had effective systems to improve learning outcomes, compared with 35 per cent in 2018.
- 23 per cent of countries supported by UNICEF had systems to ensure that boys and girls were equally learning important skills, up from 16 per cent in 2018.
- 102 countries supported the Safe Schools Declaration, which calls on UNICEF, partners, governments and armed groups to protect education from attack and provides guidelines for implementation.

Still, more work needs to be done. If results are not accelerated, 420 million of the 1.4 billion school-aged children in low- and middle-income countries will not have learned basic skills by 2030 and 825 million will not acquire basic secondary-level skills.

With *Every Child Learns: UNICEF Education Strategy, 2019–2030*, adopted in 2019, UNICEF put learning outcomes at the heart of its efforts to meet the SDGs and its goals for children. The strategy calls on UNICEF to ensure that five-year-olds are ready for school, 10-year-olds are prepared to succeed in school and 18-year-olds are prepared for life and work.

The strategy emphasizes attendance and retention, learning methods and assessments and accountability. It prioritizes three approaches: system strengthening, use of data and evidence, and innovations that can be scaled up and sustained.

In recent years, it has become clear that the challenges to children's right to education are changing; disruption caused by crises are becoming an ever-greater threat. The good news is that, for UNICEF, the lessons have emerged and, with a new strategy, the path forward is clear.

GOAL AREA 2: EVERY CHILD LEARNS

RIGHT: A South Sudanese refugee pupil looks out through a classroom window at Tika Primary School in the Arua district of Uganda.

Tika Primary School, located in Rigbo sub-county, has been supported by UNICEF through Trailblazer Mentoring Foundation since April 2018. The school houses both formal primary education and an Accelerated Education Programme (AEP) for children from the host and refugee communities. A total of 3,632 children (1,750 girls, 1,882 boys) are enrolled in the primary school.

© UNICEF/UNI313340/Adriko



TOP RESULTS

More than 17 million out-of-school children participated in **early learning, primary or secondary education programmes**.

More than 12 million children received **education or early learning materials**.

More than 4 million took part in **skills development programmes** for learning, empowerment, employment or active citizenship.

UNICEF and the World Bank announced a **\$1 billion partnership to invest in education and skills training for youth** in support of Generation Unlimited, which seeks to prepare the world's youth for the future of work.

Goal Area 3

Every child is protected from violence and exploitation



Despite the expressed commitment to protect children against violence as reflected in the Sustainable Development Goals, children continue to face violations in their homes, schools, communities and online.

Indeed, 2019 concluded a deadly decade of more than 170,000 verified grave violations committed against children in conflict situations.

In an effort to protect children against violence and exploitation, UNICEF worked in more than 150 countries at an expense of nearly US\$708 million.

The top resource partners to this Goal Area in 2019 were Germany, the Netherlands, the European Commission, Sweden and the United Nations Joint Programme.



Matthew, 17, was abducted from his home in South Sudan by an armed group and held for two years. He was formally released with support from UNICEF and received a reintegration package and training in agriculture. He was also assigned a case worker, who provided psychosocial support and guidance as Matthew transitioned into normal life again. In 2019, across 19 countries, UNICEF provided care and services to more than 14,400 children who had left armed forces or groups over the course of several years.

© UNICEF/UN0272647/Holt

**UNICEF's efforts
to protect children
started with
initiatives to
encourage birth
registration, one of
the first essential
tools for protecting
children's rights
and safety.**

Successes

In 2019, the number of birth registrations supported by UNICEF increased 35 per cent compared with 2018. UNICEF is now supporting 13 priority countries – who account for slightly more than 1 in 3 of all unregistered children worldwide – to accelerate action.

UNICEF worked to end violence against children in and around schools through the launch of a powerful global coalition, the Safe to Learn programme. UNICEF also assisted 24 countries in implementing the WeProtect National Model Response to tackle online child sexual exploitation and abuse. Overall, UNICEF reached 17 per cent more children who experienced violence with health, social work or justice and law enforcement services in 2019 compared to 2018.

In 2019, UNICEF also reached millions of children in humanitarian situations in 74 countries with protection services. More than 4.37 million girls and boys in 22 countries affected by landmines and other explosive weapons were reached in 2019 with relevant prevention and survivor assistance interventions. And efforts to protect children from exploitation and abuse in emergencies increased to 32 countries in 2019 from 16 countries in 2018. Overall, more than 8.9 million adults and children had access to a channel to report sexual exploitation and abuse in 2019, a 27 per cent increase compared to 2018.

UNICEF supported 128 countries in 2019 to implement a range of interventions to improve children's access to justice. UNICEF's work to champion the rights of children without parental care, including children with disabilities, was boosted through a landmark United Nations General Assembly Resolution, which focused on preventing family separation and ending institutionalization of children.

In addition, more than 158,000 girls and women received prevention and protection services against female genital mutilation. And UNICEF's contribution provided more than 5.7 million adolescent girls with prevention and care interventions to thwart child marriage.

Looking forward

Though UNICEF child protection efforts reached many millions of children, there is much more to do.

To speed up the rate of progress, UNICEF will work to strengthen the systems that prevent and respond to violence against children and ensure children's access to justice. UNICEF will also emphasize behavioural change programmes and measurement and community engagement as a means to transform harmful practices and address social and gender norms that contribute to many forms of violence against children.

GOAL AREA 3: EVERY CHILD IS PROTECTED FROM VIOLENCE AND EXPLOITATION

RIGHT: 17-year-old Rima Bera is a young activist, committed to preventing child marriages in her community in Namgarh, Tarakeshwar, Hoogly, West Bengal, India.

© UNICEF/UN0331595/Das



TOP RESULTS

More than 21 million children were **registered at birth** in 47 countries.

3.7 million children in humanitarian situations received **community-based mental health care and psychosocial support**.

1.7 million migrant, refugee and internally displaced children were **provided protective services** in 76 countries.

3.3 million women, girls and boys received **gender-based violence risk mitigation, prevention or response interventions in humanitarian situations** including mental health care, psychosocial support and child-friendly spaces.

UNICEF and the European Union launched the **#RealChallenge TikTok campaign focusing on child labour, gender equality, children separated from families and bullying**, with 300 million views, 51,000 pieces of generated content and 1.2 million shares in 41 countries.

Goal Area 4

Every child lives in a safe and clean environment



In 2019, children's right to a safe and clean environment faced threats caused by often protracted emergencies, conflict and extreme weather events – many related to climate change.

In response, UNICEF focused on five key areas: water, sanitation and hygiene, disaster risk reduction, urban settings and environmental sustainability. In 2019, UNICEF undertook efforts to ensure a safe and clean environment for children in 145 countries at an expense of US\$1.12 billion; in 84 countries, the work was part of emergency responses totalling US \$0.68 billion.

The top resource partners to water, sanitation and hygiene programmes in 2019 were Germany, the United Kingdom, the European Commission, the Netherlands and Sweden, while the top resource partners to UNICEF's Safe and Clean Environment programmes in 2019 were the Netherlands, Germany, the UNDP-managed UN Partnerships and Joint Programmes, Sweden and Japan.



School children drink water from a water tap that was installed by UNICEF at the Topa Primary School in Mendi, Southern Highlands Province of Papua New Guinea. After massive earthquakes in 2018 damaged the school and destroyed nearby communities, UNICEF in 2019 provided an integrated package of services to the school and surrounding communities including water, sanitation and hygiene, as well as services in health, nutrition, education and child protection.

© UNICEF/UN0293128/Holt

Significant progress was made in 2019: millions more children and families gained access to safe water and sanitation; more countries focused on children in their plans to manage the risks of climate-related disasters and build resilience; and governments concentrated on the specific disadvantages faced by children in urban settings.

In emergency contexts, UNICEF reached:

39.1 million people
in 64 countries with
access to water



9.3 million people
in 50 countries with
sanitation services



1 million girls
and women with
menstrual health and
hygiene services
and supplies.



With the onset of COVID-19 at the end of 2019, UNICEF responded with the procurement of necessary medical supplies, a worldwide handwashing campaign, efforts to supply soap and support to health facilities.

Water

In addition to providing direct support for access to water, UNICEF also continued to build local capacity to innovate and improve services. In the Sudan, for example, UNICEF encouraged a new approach to tapping ground-level rainwater catchment basins. And in 27 countries, UNICEF commissioned independent checks to test water systems for sustainability, the results of which are being used to improve programmes.

The number of countries where UNICEF backs community-based handwashing promotion increased, from 71 countries in 2018 to 90 countries in 2019. UNICEF also reached 2.4 million children in 8,026 schools in 2019 to ensure the availability of basic water, sanitation and handwashing facilities.

Sanitation

The UNICEF Game Plan to End Open Defecation continued its efforts in 26 high-burden countries in 2019. Direct support from UNICEF helped 22,267 communities gain the status of being free of open defecation. In Nigeria, for example, with UNICEF assistance, 4,781 communities reached that milestone.

Efforts to improve sanitation also included guidance on market-based programmes and support to entrepreneurs in the sanitation field. In Bangladesh, for example, 165,000 households acquired improved toilets through local entrepreneurs, and in Ghana, a partnership with the National Board for Small Scale Industries is rapidly building private-sector capacity.

Resilience and risk reduction, urban programming and environmental sustainability

Increasingly, UNICEF is focusing on the link between humanitarian response and longer-term sustainable development. This effort includes strengthening resilience to climate change and disasters as well as promoting peaceful and inclusive societies.

In 2019, UNICEF issued a procedure that requires risk-informed programming for new UNICEF country initiatives, accounting for the fact that crises are becoming more frequent and complex, and are lasting longer and affecting more children. In 2019, 41 per cent of UNICEF country offices met benchmarks on implementing risk-informed programming.

UNICEF supports programmes in urban settings in more than 80 countries aimed at improving intra-urban data, making national and city development programmes child-responsive, and bringing in a child focus to infrastructure and spatial planning in cities.

UNICEF also expanded its programming on climate change and 56 country offices engaged in child-inclusive programmes that fostered climate resilience in 2019, compared with 27 in 2018. These activities included support to combat air pollution, make social services more climate resilient and encourage sustainable energy, especially in health-care facilities, schools, and water and sanitation services.



TOP RESULTS

18.3 million more people gained **access to safe drinking water**.

58 countries kept data on disparities among **children in urban settings**.

15.5 million more people gained **access to basic sanitation services**.

57 countries had local or national **child-sensitive management plans to address disasters, conflict, public health and other emergencies**.

56 countries implemented child-inclusive programmes for **climate change resistance and low-carbon development**.

Goal Area 5

Every child has an equitable chance in life



In 2019, the world marked the 30th Anniversary of the Convention on the Rights of the Child by celebrating progress achieved in past decades. Though there was much to celebrate, much more must be done to make sure every child has an equitable chance to survive, thrive and build a future.

In 2019, UNICEF continued working to safeguard the rights enshrined in the Convention on the Rights of the Child by reducing child poverty and ending discrimination. To achieve this goal, UNICEF worked in 154 countries and invested over US\$497.11 million to provide children with an equitable chance in life. In emergency contexts, UNICEF worked to equitably reach children in 60 countries at a cost of US\$0.27 billion.

The top resource partners to this Goal Area in 2019 were the World Bank Group, the European Commission, Sweden, United Nations Joint Programmes and the United States.



Arina, age 13, holds her little brother Daniil. Together with their mother, stepfather and two sisters, they share a small two-room house in Nur-Sultan, Kazakhstan. Over the last decade, Kazakhstan has made considerable progress in reducing poverty levels. However, many vulnerable families are still falling through the cracks. Children are particularly vulnerable. In 2019, UNICEF initiated a 'cash plus' model, where cash transfer programming is linked with appropriate information and knowledge, working jointly with the Ministry of Labour and Social Protection to enhance the impact of cash transfer on child poverty and other child-related outcomes.

© UNICEF/UNI289387/Nur

**UNICEF efforts
to make sure
every child has an
equitable chance in
life focused on five
areas: child poverty
and public finance
for children, social
protection, gender
equality, children
with disabilities,
and adolescents.**

Child poverty and public finance for children

In 2019, UNICEF continued to work with governments to monitor child poverty and respond with social and economic policies that protect children from the multiple effects of poverty. In 65 countries, routine measurement and reporting on multidimensional child poverty were established and 73 countries have routine measurement and reporting on monetary child poverty. In 28 countries, child poverty is addressed by specific policies and programmes.

These child poverty measurements helped direct focus and resources into areas and sectors with the highest number of deprived children (as in Ghana, Panama and Zambia) and influenced national poverty reduction efforts, including increasing social protection coverage for children (as in Malaysia, where the flagship social protection scheme increased benefits to children). In Kazakhstan, for example, UNICEF worked with the government to expand a social assistance programme to reach more than 1.5 million children, up from around 363,000 previously.

Social protection

UNICEF-supported cash transfer programmes reached more than 51 million children in 2019, including more than 8 million in humanitarian settings. In Thailand, UNICEF backed the expansion of the Child Support Grant, now covering more than 1 million children and expected to cover an additional 0.8 million, or half the population under age 6, by 2024. This expansion is a strategic investment that ensures the well-being of vulnerable children and families. As of 2019, 47 countries had strong or moderately strong social protection systems and nine had national cash transfer programmes capable of responding in a crisis.

Gender equality

In 2019, UNICEF addressed harmful, discriminatory gender norms, roles and practices with targeted support from the Global Thematic Fund for Gender Equality, which receives contributions from the Governments of Canada and Luxembourg. In addition, programming was underway in 120 countries that focused on: gender-responsive school curricula, positive parenting for fathers, gender equality training for frontline workers and multisectoral interventions to address gender norms linked to harmful practices.

Adolescents

Article 12 of the Convention on the Rights of the Child enshrines participation as a fundamental human right. Participation is about being informed, involved and having an influence on decisions and matters that affect one's life – in private and public spheres.

The over 4 million adolescents involved with civic engagement in 2019 came from 113 countries, 2.6 million of them were in India. Of the 4 million, 440,000 were adolescents from 24 countries impacted by conflict or disaster. Thirty-four countries reported the establishment of 41 'appropriate' policies – 30 multi-sectoral and 11 sectoral policies – that support the development of adolescents. Additionally, 31 per cent of UNICEF country offices routinely engaged adolescents in the creation and evaluation of programming – and at least half were girls from marginalized backgrounds.

Children with disabilities

In 2019, UNICEF reached 1.7 million children with disabilities, across 142 countries through disability inclusive development and humanitarian programmes. In emergency contexts, 36 per cent of UNICEF country offices systematically included children with disabilities in their response efforts such as the construction of 48 disability-accessible classrooms in two Kenyan refugee camps and accessible temporary learning spaces for nearly 1,400 children and adolescents with disabilities in Indonesia. Globally, over 138,000 children with disabilities were provided with assistive devices and products. This includes 13,722 children with disabilities provided with hearing aids, walking sticks, wheelchairs and braille equipment, and 124,287 children with disabilities reached with emergency kits such as the School-in-a-Box and recreation kits containing adapted products to engage children with disabilities.



TOP RESULTS

97 countries routinely **measured and reported on child poverty** (monetary and/or multidimensional).

1.7 million **children with disabilities** received **UNICEF support**.

More than 51 million children benefited from **cash transfer programmes supported by UNICEF**, including over 8 million in emergency settings.

4 million adolescents were involved in **civic engagement initiatives supported by UNICEF**.

UNICEF and the Kingdom of the Netherlands signed a partnership, PROSPECTS, to **provide education and child protection for children on the move** in eight countries, together with the World Bank and the International Finance Corporation, UNHCR and ILO.

Cross-cutting priority: **Humanitarian Action**



At the Al-Nasser school in Beit Boos, a suburb on the outskirts of Yemen's capital, Sana'a, more than 1,600 children attend classes in two shifts.

As many nearby schools have closed – educational casualties of war – Al-Nasser bustles with activity. And in 2019, Al-Nasser even added a new offering for students: a computer lab with 11 laptops and access to a wide world of information.

The computer lab “means Yemenis can become part of the international community,” said Abdul Rahman Al Sharjabi, an Education Officer with UNICEF. “They might look for a field of study that will help this country.”

In Yemen, UNICEF and partners have collaborated with the Yemen Ministry of Education to pay teacher salaries, rehabilitate schools, provide water and sanitation facilities, and improve the quality of education. By bolstering education in times of crisis, UNICEF and partners are addressing immediate humanitarian needs while laying the foundation for achieving longer-term development goals.

The top resource partners for such assistance in 2019 were the United States, UNOCHA, the United Kingdom, the European Commission and Germany.



A student at the Al-Nasser school in Yemen learns in a new computer lab. Five years of armed conflict have imposed multiple dangers on children including severe acute malnutrition, poor sanitation, displacement, lack of safe water and exposure to preventable diseases. But children's education and futures are also at risk. In 2019, efforts to bolster the education system included initiatives that afforded 253,406 children access to education and provided basic education materials for 676,200 students.

© UNICEF Yemen/Fuad

Indeed, in 2019, UNICEF and partners continued to emphasize the importance of connecting humanitarian, development and peace initiatives. This effort requires partnerships that build sustainable and resilient institutions in health care, education, child protection, and water and sanitation. But it also means improving the coordination and response to humanitarian needs.

And the need is great.

Around the world, 1 in 45 people (nearly 168 million) required urgent humanitarian assistance in 2019. And 149 million children lived in high-intensity conflict zones.

In 2019, UNICEF responded by providing assistance in 281 humanitarian situations in 96 countries.

**For example,
in 2019:**

UNICEF worked with more than 40 civil society organizations to reach over 233,000 children in **South Sudan** with treatment for severe acute malnutrition.

In **Bangladesh**, UNICEF and partners reached 274,000 children with access to education in refugee camps and host committees.

As part of a multisectoral response to the Ebola outbreak in the **Democratic Republic of the Congo**, UNICEF reached 169,784 children with mental health care and psychosocial support and about 33 million people in at-risk populations with communication for development activities.

TOP RESULTS



Reached 39.1 million people with **access to safe water**.

Provided 7.4 million children with **education in emergencies**.

Secured **measles vaccinations** for 43.1 million children aged 6 months to 15 years.

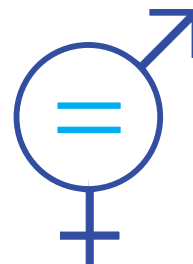
Reached 4.1 million children with **treatment for severe acute malnutrition**.



Health workers stand outside a tent used for cholera treatment at the Macurungo Centre in Beira, Mozambique. Mozambique was affected by two category four cyclones in 2019, which led to severe flooding in the northern region and a subsequent cholera outbreak.

© UNICEF/UN0321069/De Wet

Cross-cutting priority: **Gender Equality**



**For Pascaline,
football is more
than a just a game.
It is a path to a
better future.**

At 11, Pascaline left school because her family could not afford the fees. So she took to football, sharpening her skills by playing with the boys in the Lacouroussou neighbourhood of Niamey, in Niger, where she lives in a one-room house with a tin roof that rattles with every gust of wind.

The boys laughed at her. But she didn't care.

"Whoever says that football is only for boys, well, my friends and I are proving them wrong," said Pascaline, now 13.

Pascaline's skill on the football pitch caught the eye of a scout for Atcha Academie, a school that combines football with a second chance at education. Pascaline studied hard for the entrance exam and earned admission.

The top partners to gender equality in 2019 were the European Commission, UNDP, the Republic of Korea, Canada and UNFPA.



Pascaline, 13, has a second chance at education thanks to football, hard work and enrollment in the Atcha Academie in Niger, a school that incorporates football as part of an effort to empower girls to pursue their education and succeed in life.

© UNICEF/UNI211140/Haro

The UNICEF Gender Action Plan, 2018–2021 focuses on addressing gender in all sectors that affect children's lives: health, nutrition, education, protection, environment and poverty

With the highest rate of child marriage in the world, and an estimated 2.5 million children out of school, Niger presents challenges for girls as they prepare for their futures.

These challenges are mirrored in countries around the world.

Despite decreases in child marriage globally, millions of girls remain at risk. In addition, nearly one in four girls aged 15–19 years is not employed, in education or training. In comparison, the proportion for boys the same age is 1 in 10. And though four out of five girls globally complete primary school, only two out of five complete upper secondary school.

The UNICEF Gender Action Plan, 2018–2021 targets five priority issues for adolescent girls: gender-responsive adolescent health, girls' secondary education, child marriage and early unions, gender-based violence in emergencies, and menstrual health and hygiene.

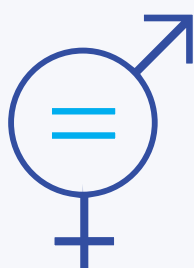
Football tournaments like the one at the Atcha Academie are an example of how UNICEF and partners address multiple challenges that girls face as they build futures for themselves. In addition to the football programme, the Atcha Academie provides children with primary and secondary education, academic and sports equipment and food.

"They gave me a bike, school materials and a football kit to wear for training sessions," Pascaline said. "My life took a turn I didn't expect."

Pascaline's teacher, Garba, says the school retains students and keeps them motivated. Garba understands that football may be the enticement. But it works.

"My students come to all my classes with their homework completed," she said.

TOP RESULTS



Programmes supported by UNICEF reached 5.7 million adolescent girls with **care and interventions to prevent child marriage**.

Programmes that address harmful gender norms were underway in 120 countries, focused on **school curricula; parenting practices; training for frontline workers; and child marriage**.

UNICEF began implementing the **European Union–United Nations Spotlight Initiative**, the world's largest targeted effort **to eliminate violence against women and girls**, in 13 countries in Africa and Latin America, mobilizing US\$36 million for 2019–2020.



LEFT: Girls and women from communities in Egypt where Female Genital Mutilation (FGM) is most prevalent being trained to be community advocates against FGM as part of the project “Safer Communities for Children” currently implemented by UNICEF partner NGO ACDA (Asyut Child and Development Association) within the framework of USAID’s Empowering Women and Girls programme and the UNFPA-UNICEF Joint Global FGM Programme.

© UNICEF/UNI287340/Mostafa



LEFT: Ayak, 17, talks with her neighbour in Bor, South Sudan. The mother of a one-year-old baby, Ayak was forced to marry an elder man when she was 15. She suffered serious medical complications during childbirth, and after the delivery she returned to her parents’ house and asked to divorce her husband. Now Ayak would like to rejoin school and improve her future expectations. UNICEF estimates 50 per cent of all girls are married before they are 18 in South Sudan.

© UNICEF/UNI220179/Gonzalez Farran

Change Strategy:

Winning support for children and young people

In 2019, UNICEF launched an organization-wide initiative to bolster advocacy capacity while continuing to deliver integrated campaign efforts with:

#ChildrenUprooted

on refugee, migrant and internally displaced children

#EarlyMomentsMatter

on early childhood development

#EveryChildALIVE

on child survival

#ChildrenUnderAttack

on UNICEF's humanitarian response in emergencies including conflict

#ENDViolence

on child protection and ending violence against children

UNICEF's ability to deliver results depends on winning support for children and young people from decision makers and the wider public. In 2019, UNICEF used its communication and advocacy prowess to reach, engage and drive change – to engage individuals and become the leading voice, the leading advocate and the leading brand for children and young people.

In 2019, UNICEF reached a record number of individuals with compelling content shared across multiple channels. A 'donate' button on UNICEF's global web channel allowed digital engagement to play a critical role in resource mobilization. And UNICEF's new parenting portal reached more than 1.5 million visitors in 2019.

UNICEF also generated over 125,000 online and over 6,500 pieces in top tier media outlets covering humanitarian issues, campaigns and regular development issues.

TOP RESULTS

Child-focused policy changes occurred in 136 countries.

UNICEF's **base of supporters grew** to 96 million, with more than 81 million digital supporters, 1.2 million volunteers and 8.2 million donors.

The **30th anniversary of the Convention on the Rights of the Child** was marked with the participation of 181 countries and governments, civil society organizations, UNICEF Goodwill Ambassadors, the private sector and young people.



In 2019, a makeshift graveyard of 3,758 backpacks representing the number of children who died because of conflict in the previous year was installed at the United Nations Headquarters in New York and won the attention of world leaders, including the United Nations Secretary-General. It reached more than 400 media outlets and inspired more than 300,000 engagements on social media, attracting an audience of up to 1.1 billion. The installation won the People's Voice Award and Best Cause Related Campaign at the 2020 Webby awards.

© UNICEF/UN0343639/McIlwaine

Change Strategy:

Partnerships

Partnerships are central to the results that UNICEF delivers for every child in over 190 countries and territories.

In addition to providing foundational funding resources, public and private sector partners are critical to UNICEF's efforts to innovate, break down market barriers, explore new areas of growth and advocate for the rights of every child, playing a key role in influencing policy to leverage resources for children beyond UNICEF.

Despite the many partnership achievements in 2019, challenges remain for Regular resources funding to allow UNICEF the flexibility to respond quickly, innovate, bridge gaps in humanitarian emergencies, and work towards accelerated results.

PUBLIC PARTNERSHIPS

UNICEF's 137 government partners, along with intergovernmental organizations and inter-organizational arrangements, contributed the bulk of the resources funding UNICEF's work. The three largest contributors in 2019 were the Governments of the United States, the United Kingdom and Germany.

- The Government of the United States provided US\$743 million in overall funding and was the largest contributor to flexible Regular resources.
- The United Kingdom provided US\$494 million in critical support for programmes, especially in emergencies, and signed a multi-year agreement that allows for flexible and reliable action for children in need.
- Germany contributed US\$464 million with continued growth in unearmarked, core funding, which allows UNICEF to maintain presence on the ground where most needed.
- The European Union contributed US\$382 million in 2019 that provided quality education for more than 500,000 children in Jordan, Lebanon and Turkey; improved service delivery and contributed to the well-being of refugee Rohingya children in Bangladesh; and helped fight malnutrition in the Sahel region of western Africa.
- The Netherlands signed its first three-year core and global thematic humanitarian contributions in 2019. In 2019, Estonia made its inaugural contribution to UNICEF's global innovation work and further strengthened cooperation in Georgia.



Asma'a, 6, plays with friends in a kindergarten class in the Za'atari Refugee Camp for Syrian refugees in Jordan. The kindergarten class and other quality education opportunities are provided in partnership with the Jordan Ministry of Education with support from the Governments of Australia, Canada, Ireland, the United Kingdom and the United States.

© UNICEF/UN0297825/Herwig

In addition:

- In 2019, UNICEF was recognized as a lead World Bank Partner for investments in human capital and expanded partnerships in Latin America, Africa and Asia, including for education, health, nutrition, social protection and WASH.
- The Nordic partners (Denmark, Finland, Iceland, Norway and Sweden) provided strategic and high-quality funding for programmes focusing on child protection, education, WASH and humanitarian assistance for the most vulnerable children worldwide. Norway and Sweden remained the top two resource partners to UNICEF's Thematic Funding.
- Global Programme Partnerships contributed US\$356 million in 2019. UNICEF received Global Fund support for the national tuberculosis (TB) control programme and elimination of malaria in the Democratic People's Republic of Korea.
- The Government of Japan recognized UNICEF's key roles in ensuring a polio-free Africa, building on their US\$33 million contribution for UNICEF since 2017.
- Support from the Republic of Korea increased to nearly US\$44 million with cross-sectoral, multi-year funding for areas including innovation, gender and climate change.

TOP RESULTS

In 2019, UNICEF's **137 government partners**, along with **intergovernmental organizations and inter-organizational arrangements**, contributed US\$4.7 billion. Partnerships with the **private sector** continued to grow in significance, contributing US\$1.5 billion, and increasingly mobilizing programmatically.

An estimated 34.25 million children were reached by **programmatic and advocacy interventions involving business** in 2019, contributing to results in all of UNICEF's programme areas.

Partnerships with the **World Bank** expanded to more countries than ever with almost US\$400 million in joint projects implemented by UNICEF in 2019. UNICEF and the **Islamic Development Bank** financed child-related SDGs in member countries through the Global Muslim Philanthropy Fund for Children.

Financial contributions from **corporate partners** increased to US\$201 million in 2019, more than 20 per cent in growth compared to US\$167 million raised in 2018.

Ninety-seven country offices and 20 National Committees reported working with **3,101 businesses and business platforms** to mobilize resources, skills and assets, secure support for advocacy on children's issues, and address business impact on children in the workplace, marketplace and community.

UNICEF philanthropy partners contributed US\$185 million in 2019. Contributions from Major Donors have doubled in the past five years, thanks to the generosity of donors and UNICEF's innovative approach.

PRIVATE SECTOR PARTNERSHIPS

The Business for Results (B4R) initiative gained significant momentum in 2019. The initiative aims at maximizing the power of business and markets for children by fostering a global capacity-building and culture-change programme; strengthening coordination and leadership learning engagements with business partners; and incorporating business as a stakeholder in the development of programme strategies.

Child Rights and Business

UNICEF's child-rights focused approach to business identifies the impact of business on children and works with governments and influencers of business behaviour for regulatory, policy and infrastructural action.

- ▶ Argentina, Canada, Colombia, Ecuador, Indonesia, Malaysia, Mexico, Thailand, the Philippines and Uruguay were among offices working with governments to develop regulation on issues such as labelling, marketing and taxation of obesogenic foods.
- ▶ New partnerships with the World Benchmarking Alliance and institutional investors expanded the range of child rights criteria included in environmental, social and governance (ESG) assessments.

Corporate partnerships

In 2019, UNICEF and partners reached an estimated 15 million children worldwide and raised US\$201.3 million, 21 per cent more than 2018 and exceeding the planned US\$190 million target. This was made possible partly thanks to:

- ▶ Renewed partnership with the LEGO Foundation for a \$28 million five-year commitment focused on playful parenting and learning through play in South Africa.
- ▶ New six-year \$12.5 million partnership with AstraZeneca to reach young people and help prevent non-communicable diseases.
- ▶ Renewed support from Takeda with \$9 million contribution to UNICEF Venture Fund, bringing overall value of the partnership from \$9 million to \$22.5 million.
- ▶ Global work with UNILEVER expanded through a new three-year partnership with Dove to help 10 million young people (especially girls) in Brazil, India and Indonesia to gain self-esteem and body confidence.

Foundation partnerships

In 2019, UNICEF mobilized US\$152 million from foundation partners in support of programmes that will shift the needle for children around the world.

- ▶ UNICEF and The Bill & Melinda Gates Foundation advanced work to contain and eradicate polio, strengthened collaboration around health and nutrition in Africa, and established the framework for a multi-year joint investment to accelerate results across priority countries.
- ▶ UNICEF and The Power of Nutrition signed a new US\$100 million joint investment to implement effective, evidence-based and sustainable programmes in 11 countries in sub-Saharan Africa and Asia with the highest levels of stunting and infant malnutrition.
- ▶ A new US\$30 million co-investment partnership with The Rockefeller Foundation will focus on reducing maternal and child mortality in India and Uganda by applying data science to better deploy life-saving health tools.

Philanthropy partners

Results for children could not be achieved without the engagement and support of major donors and membership and faith-based organizations partners, such as:

- ▶ Rotary International, which continues to be a leader in the Global Polio Eradication Initiative and provided more than US\$64.6 million.
- ▶ Latter-day Saint Charities, which supports early childhood development needs of refugees in the Democratic Republic of the Congo, Kenya, Sudan and Uganda with nearly US\$15 million contributed to date, and is a partner in UNICEF's global effort to eliminate maternal and neonatal tetanus.
- ▶ Zonta International, the only private-sector donor to focus on ending child marriage, made a \$2 million commitment.

Change Strategy:

Innovation

As the world changes, so do the challenges facing children, their families and communities.

In 2019, UNICEF responded by embracing innovation as a change strategy for accelerating results in priority programme areas.

As recommended by the 2019 Evaluation of Innovation in *UNICEF Work: Synthesis Report*, the UNICEF Office of Innovation drafted a new vision and strategy, initiated structural changes and introduced a portfolio management approach to its work. And throughout 2019, the office worked with partners around the world to leverage diverse streams of financing to scale up ongoing innovations, build on new ideas and search the horizon for inspiration.

Scale up: U-Report

UNICEF has pioneered scalable innovation including UPSHIFT, a programme underway in 21 countries that empowers young people to identify and address challenges in their communities, encouraging them to become social entrepreneurs. Another hallmark innovation is U-Report, a free social messaging tool that empowers young people to engage with and speak out on issues that matter to them. In 2019, U-Report:

- Launched in 15 new countries
- Added nearly 2.5 million new users – a 56 per cent increase from 2018
- Reached a milestone of 9 million active users in 67 countries.

Mid-term: drones

Building on its ongoing innovations in drone technology for humanitarian and development efforts, the UNICEF Office of Innovation worked in 2019 with more than 15 companies, universities and research centres and the Government of Malawi to test drone technology in a corridor established for humanitarian work.

The work in Malawi is just one example of how the UNICEF Office of Innovation works with partners on using drones for good. In addition, UNICEF, through Venture Fund investments, supports the use of drones in Vanuatu, Kazakhstan and Sierra Leone in multiple efforts: for example, for enterprises that supply vaccines and provide emergency responses and health-care initiatives. In addition, UNICEF has also worked with governments and partners to develop a regulatory framework and global recommendations on how to safely use drones for humanitarian missions.



In 2019, the UNICEF Office of Innovation worked towards the launch of the African Drone and Data Academy in January 2020. The academy prepares students – including Tadala Makuluni, above – to become drone pilots and tech entrepreneurs. The academy, a partnership with Virginia Tech and the Malawi University of Science and Technology, responds to the growing need for trained drone experts in the region.

© UNICEF/UNI289403/Moving Minds

RIGHT: Pupils participating in a pilot multimedia learning programme in Jordan. Internet connectivity is a critical factor in reducing inequalities and ensuring that all children have access to information, opportunity and choice.

© UNICEF/UN0299604/Herwig



Long-term: GIGA

Among the long-range innovations, UNICEF and the International Telecommunications Union in 2019 launched a global initiative to connect every school to the internet and every young person to information, opportunity and choice. The initiative, GIGA, begins with efforts in Central Asia, Eastern Africa and the Eastern Caribbean.

TOP RESULTS

Launch of the **UNICEF Cryptocurrency Fund**, the first in the United Nations, which allows for contributions to be collected and used in cryptocurrency.

Testing and creation of new highly specialized tents, officially launched in January 2020 to provide shelter for children displaced by conflict or disaster; the tents meet more than 1,000 specialized requirements and can be used for learning, play and child protection, nutrition and services.

Announcement of five global winners of the GenU Youth Challenge, a partnership with Generation Unlimited, UNICEF and UNDP that **provided seed money to 80 youth-led projects in 16 countries**; the winning projects included an application that delivers low-cost learning materials.

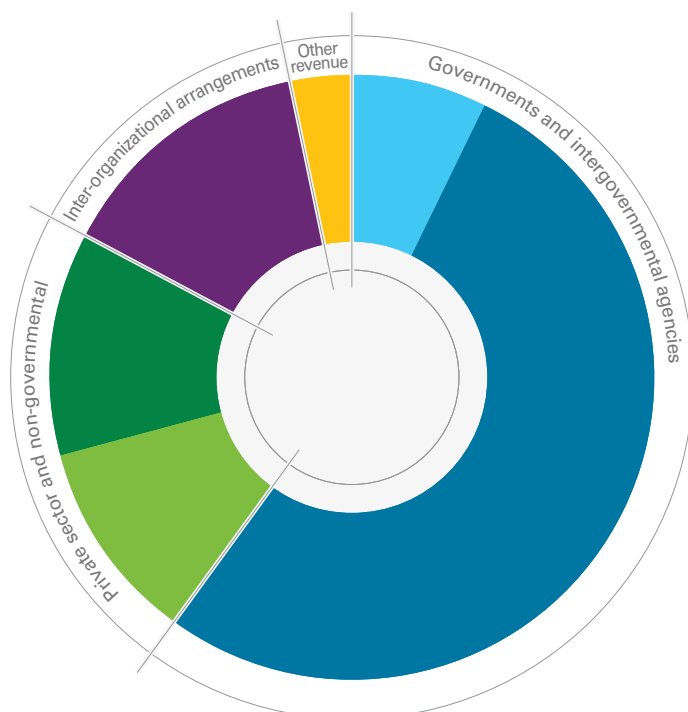
Financials and Stewardship

Funded entirely by voluntary contributions, UNICEF is committed to ensuring that every dollar goes as far as possible to save and improve children's lives.

As one of the world's largest buyers of life-saving supplies for children, UNICEF is in a unique position to negotiate the lowest prices and deliver value for money. Transparency around funding sources and how UNICEF spends its resources is fundamental to achieving results for children and young people.

Total UNICEF revenue by source and funding type, 2019*

(in US dollars)



Total funding: \$6,412 million

Governments and intergovernmental agencies

Regular resources:	\$480 million	7%
Other resources:	\$3,368 million	53%

Private sector and non-governmental organizations

Regular resources:	\$695 million	11%
Other resources:	\$766 million	12%

Inter-organizational arrangements

Other resources:	\$897 million	14%
------------------	---------------	-----

Other revenue**

Other revenue:	\$206 million	3%
----------------	---------------	----

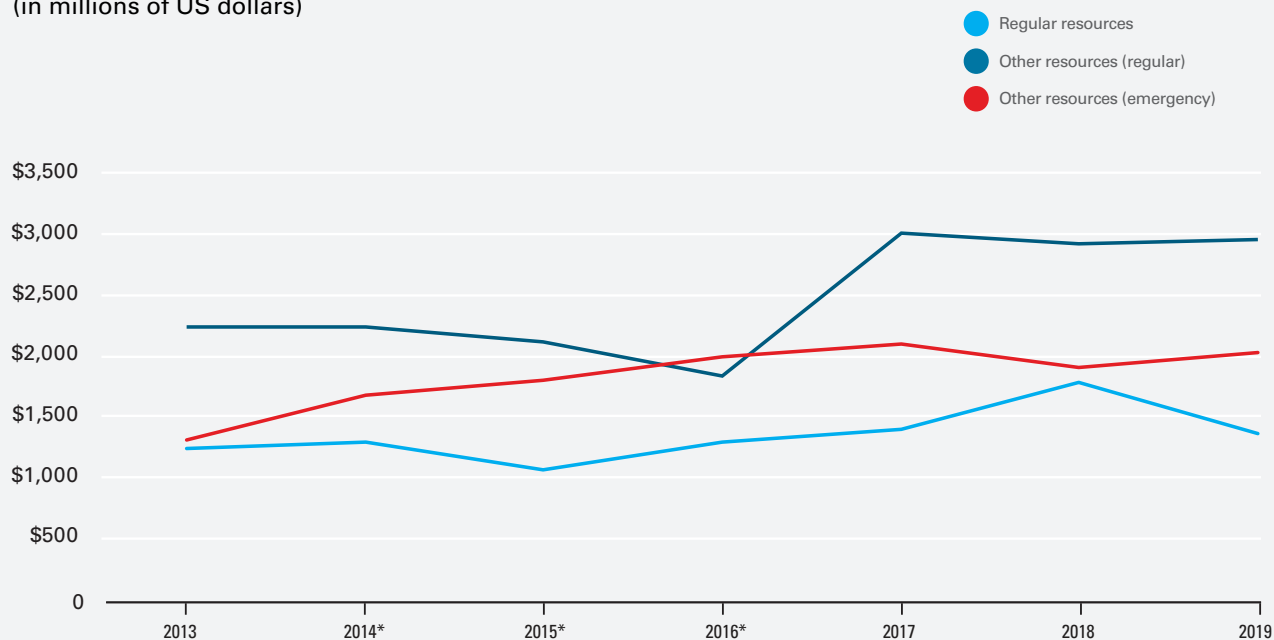
* The figures for 2019 are provisional and are subject to audit.

** Other revenue includes revenue from investments, procurement and other sources.

Note: Numbers may not add up because of rounding.

UNICEF revenue, 2013–2019

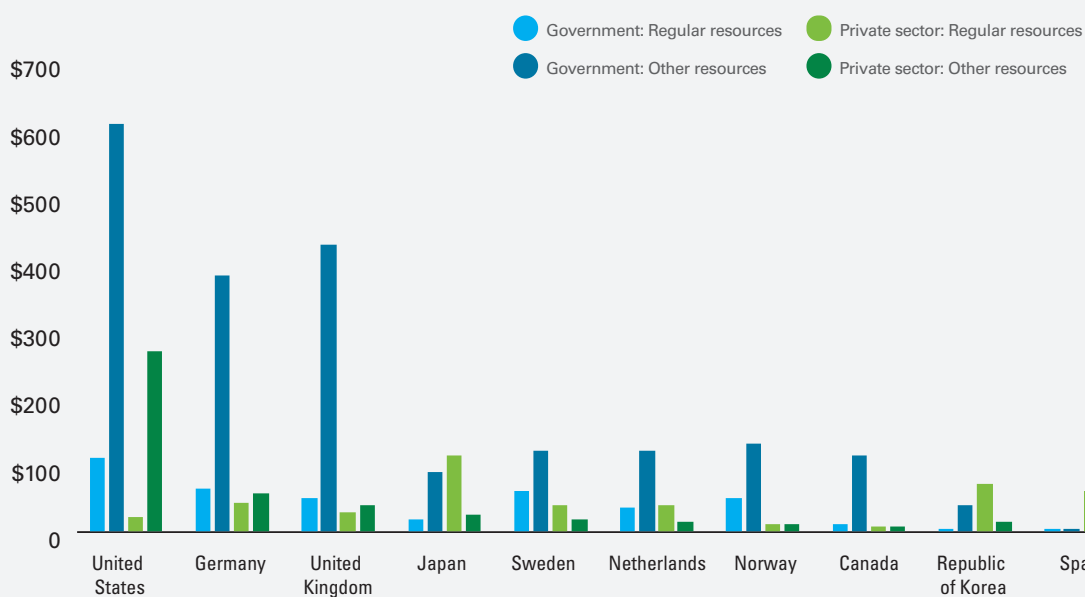
(in millions of US dollars)



* 2014–2016 revenue figures have been restated to reflect UNICEF's 2017 revenue recognition policy.

Top 10 countries, contributions received by donor and funding type, 2019*

(in millions of US dollars)



* Includes contributions received from governments and UNICEF National Committees; excludes intergovernmental, non-governmental, inter-organizational and pooled funds contributions.

Top 20 partners to regular resources by contributions received, 2019

(in millions of US dollars)

COUNTRY	REGULAR RESOURCES
Japan (NC*)	118
United States	113
Republic of Korea (NC)	74
Germany	67
Spain (NC)	64
Sweden	63
United Kingdom	52
France (NC)	52
Norway	52
Germany (NC)	43
Sweden (NC)	42
Netherlands (NC)	39
Italy (NC)	39
Netherlands	37
United Kingdom (NC)	28
United States (NC)	21
Switzerland	20
Japan	19
Belgium	17
Belgium (NC)	16

* National Committee for UNICEF

Thematic contributions received, 2017–2019

(in millions of US dollars)

OUTCOME AREAS	2017	2018	2019
Health	16	13	14
HIV and AIDS	13	9	7
Nutrition	17	7	16
Education	87	100	84
Child protection	27	29	34
WASH	33	66	32
Safe and clean environment	–	1	1
Social inclusion	5	6	9
Gender equality	1	1	3
Humanitarian	164	154	145
Total	363	386	345

Note: Numbers may not add up because of rounding.

Multi-year regular resources partners, 2016–2019

(revenue* in millions of US dollars)

DONOR COUNTRY NAME	PERIOD	REVENUE*				MULTI-YEAR AGREEMENT**
		2016	2017	2018	2019	
Sweden	4 years (2018–2021)	–	–	294	–	295
United Kingdom	3 years (2018–2020)	–	–	122	18	140
Netherlands	3 years (2019–2021)	–	–	–	110	110
Belgium	4 years (2017–2020)	–	72	(1)	(1)	70
Australia	5 years (2016–2020)	16	49	(3)	(1)	61
Switzerland	4 years (2018–2021)	–	–	61	–	61
Canada	4 years (2018–2021)	–	–	48	1	49
New Zealand	3 years (2019–2021)	–	–	–	12	12
Qatar	2 years (2019–2020)	–	–	8	–	8
Total		16	121	529	141	805

* Revenue is recognized, for the most part, in the year the agreement is signed and amounts in other years represent revaluation due to exchange rate fluctuations.

** Revenue data exclude write-downs.

Note: Numbers may not add up because of rounding.

Top 30 resource partners by contributions received, 2019

(in millions of US dollars)*

PARTNER	REGULAR RESOURCES	OTHER RESOURCES		TOTAL
		Regular	Emergency	
United States	113	89	541	743
United Kingdom	52	198	244	494
Germany	67	282	116	464
World Bank Group	–	384	14	398
European Commission	–	224	157	382
United States (NC**)	21	242	36	299
Office for the Coordination of Humanitarian Affairs (OCHA)***	–	–	271	271
Norway	52	94	43	188
Sweden	63	75	48	187
Gavi, the Vaccine Alliance	–	160	–	160
Netherlands	37	102	21	159
Japan (NC)	118	18	9	145
Canada	12	79	40	131
Japan	19	26	66	111
Germany (NC)	43	28	30	101
United Nations Development Programme (UNDP)****	–	70	19	89
Republic of Korea (NC)	74	15	0	89
Spain (NC)	64	10	7	82
United Nations Development Group Joint Programmes	–	78	–	78
Saudi Arabia	1	2	66	69
France (NC)	52	11	5	68
United Kingdom (NC)	28	26	13	66
Sweden (NC)	42	11	8	61
United Arab Emirates	1	2	56	58
Netherlands (NC)	39	11	3	54
Global Partnership for Education	–	52	–	52
Denmark	9	23	14	46
Republic of Korea	4	30	10	44
Italy (NC)	39	2	2	44
Switzerland	20	11	12	43

* Contributions received in cash and in kind.

** National Committee for UNICEF.

*** Contributions received from the Office for the Coordination of Humanitarian Affairs include \$142.1 million related to the Central Emergency Response Fund and \$128.6 million related to other sources, including \$104.4 million of pass-through contribution from Saudi Arabia and United Arab Emirates.

**** Contributions received from the United Nations Development Programme include \$31 million related to joint programmes and One Fund.

Note: Numbers may not add up because of rounding.

Private foundations, major donors and membership and faith-based organizations contributing \$100,000 or more to UNICEF programmes in 2019

Abdul Aziz Al Ghurair Foundation	FIA Foundation	Joe Jarvis	The Rockefeller Foundation
Mr. Ahmad Al Abdulla	Stefan Findel and Susan Cummings-Findel	Jersey Overseas Aid	Alejandro G. Roemmers
AJA Foundation	Fondation Botnar	Pasi Joronen	The Rotary Foundation of Rotary International
The Ajram Family Foundation	Fondation Maßvoll Stiftung	Kim Seok Soo	Christopher and Crystal Sacca
Naza Alakija	Mikko FRANCK	Kin Bing Wu	Prince Al-Waleed bin Talal bin Abdulaziz al Saud
The Alkek and Williams Foundation	The Fred Hollows Foundation	KINGOLD Group	Catherine Scheufele
Mr. Mohammed Al Ansari	Fundación Leo Messi	Klemens Hallmann and Barbara Meier	Pooja Bhandari and Caesar Sengupta
The Andan Foundation	G. Barrie Landry, Landry Family Foundation	Kiwanis International	Frank and Wendy Serrino
Mr. Terry Anderson	The Gaden Phodrang Foundation	Dr. David Kung	Barbara and Edward Shapiro
Bainum Family Foundation	Dolores R. Gahan	Kwok Foundation	Ms. Daphne W. Smith
Jim and Donna Barber	The Garrett Family Foundation	Peter and Deborah Lamm	Mr. and Mrs. Cyrus W. Spurlino
Mr. and Ms. Paula H. Barbour	Gates Philanthropy Partners	Latter-day Saint Charities	Ewout Steenbergen
Bezos Family Foundation	GHR Foundation	Learning for Well-being Foundation	Stichting de Lichtboei
Jackie and Mike Bezos	Ms. Kaia Miller Goldstein and Mr. Jonathan Goldstein	Leonardo Maria del Vecchio	Klaus und Gertrud Conrad Stiftung
BF&HAPPY	Jürgen B. Harder	Elena Likhach	Klaus-Friedrich-Stiftung
The Bill & Melinda Gates Foundation	Nigel, Sarah, Amelia, Annabel and Olivia Hammond	Dr. Nabil Malak	Tanlaw Foundation
Susan and Dan Boggio	Helaina Foundation	Bob and Tamar Manoukian	Mr. Bernard Taylor
Charlotte and Peter Bolland	Henderson Warmth Foundation & Lee Shau Kee Foundation	Margaret A. Cargill Philanthropies	Ms. Julie Taymor
Bruce and Jina Veaco Foundation	John A. Herrmann	Mastercard Foundation	Byron and Tina Trott
The Charles Engelhard Foundation	Hobson/Lucas Family Foundation	John W. McNear	United Nations Foundation
CHENGMEI Charity Foundation	Michelle and Joel Holsinger	Megha and Aditya Mittal	Hallie Vanderhider
The Child & Tree Fund	Mr. Dariush and Mrs. Nazanin Hosseini	Morris Braun Foundation	Wellcome Trust
Children's Investment Fund Foundation	IKEA Foundation	Charles, Jamie and Lucy Meyer	The Wilson Family Foundation
Chin Family Foundation	Impetus Foundation in honor of the Alvarez and Fernandez families	National Philanthropic Trust	Angel Woolsey
Conrad N. Hilton Foundation	Islamic Relief USA	Nenäpäivä Foundation	Dr. Hu Xiang
Conrad N. Hilton Foundation	J.T. Tai Foundation	The New Venture Fund	Ng Sze Ying
Dining for Women	Japan Committee, Vaccines for the World's Children	Oak Foundation	Ms. Wang Ying
Direct Aid		The One Foundation	Yip Foundation
Dubai Cares		Pacific Leading Limited	Youri Djorkaeff Foundation
Steve and Margaret Eaton		Ms. Erica Packer	Zonta International
Educate a Child (EAC), a programme of the Education Above All Foundation		Andrea Panconesi, LUISAVIAROMA	
Mr. and Mrs. Michael R. Eisenson		Paul G Allen Family Foundation	
The Eleva Foundation		Power of Nutrition	
Eva Ahlström Foundation		Radiohjälpen	

Corporate sector alliances contributing \$100,000 or more to UNICEF programmes in 2019

MULTI-COUNTRY ALLIANCES		Norwegian Air Shuttle ASA	Adolf Würth GmbH & Co. KG	U CO-OP Consumer	Thailand
Amadeus IT Group		Novo Nordisk A/S	BASF Foundation / BASF SE	Co-operative Society	Central Group
Arm Ltd		Novo Nordisk Foundation	H & M Hennes & Mauritz	Mexico	CP Group through CP
AstraZeneca		Pandora	Deutschland	Banco Santander	Foundation
Beko		Philips Foundation	Hugo Boss AG	Essity	Sansiri Public Company Limited
Big Hit Entertainment		Primark	Ingka Group / IKEA	Impresos de Seguridad Signal	True Corporation Public
BT Group		Procter & Gamble (Pampers)	Deutschland GmbH & Co. KG	Kimberly Clark Mexico	Company Limited
CCC		Royal DSM	United Internet for UNICEF	Liomont Laboratories	United Kingdom
Change for Good [Aer Lingus		Samsung	Foundation	The Netherlands	Clarks
(Ireland), American Airlines		SAP SE	Gulf Countries	Nationale Postcode Loterij	Clipper Ventures Plc
(United States), Asiana		Takeda Pharmaceutical	1 in 11	TUi Care Foundation	GlaxoSmithKline (GSK)
Airlines (Republic of Korea),		Company Limited	ITP Media	Norway	London Stock Exchange Group
Cathay Pacific (Hong Kong,		Telenor Group	Linkmedia	DNB	Manchester United Football
China), Cebu Pacific Air		The Walt Disney Company	Majid Al Futtaim	KIWI Norge AS	Club
(Philippines), easyJet		Tik Tok	Marriott	Paraguay	Marks and Spencer Group Plc
(United Kingdom), Hainan		Unilever	Hong Kong	ITAIPU BINACIONAL	People's Postcode Lottery
Airlines (China), Japan		Volvo	Sunshine Forever Limited	Philippines	Petroleum Experts Limited
Airlines (Japan), Qantas		NATIONAL ALLIANCES	India	Concentrix Corporation	The 2019 ICC Cricket World
Airways Ltd. (Australia)]		Angola	Sun Foundation	Portugal	Cup
Chloé		Banco do Fomento Angola	Indonesia	Allianz	Twinings
Clé de Peau Beauté		Argentina	PT Hutchison 3 Indonesia	South Korea	Vitality
Cubus AS		CBA	PT Prudential Life Assurance	BGF Retail	United States
DLA Piper		Australia	Italy	SM Entertainment	Amazon
Ethical Tea Partnership		P&O Cruises Australia	Easy Welfare	Spain	American Express Global
Facebook, Inc.		Brazil	Fondazione Generali The	Abertis	Business Travel
Fundación FC Barcelona		Fundação Itaú Social	Human Safety Net	Banco Santander	Apple Matching Gifts Program
Gardena GmbH		Instituto Claro	Japan	El Corte Inglés	Astellas Global Health
Garnier		Ministério Público do Trabalho	AEON 1% Club Foundation	Forletter	Foundation
Gina Tricot AB		(MPT)	CONSUMERS CO-OPERATIVE	Foxy	Becton Dickinson
Google		Samsung	KOBE	Fundación Aquae	Pharmaceutical Systems
H & M Hennes & Mauritz AB		The Resource Foundation	Consumers' Co-operative Mirai	Garnier	Etc Labs
H&M Foundation		(Johnson & Johnson)	Co-op Deli Consumers'	Henkel	Georgia-Pacific LLC
Hallmark Cards, Inc.		Canada	Co-operative Union	Hoteles Amigos	Global Impact
Henkel AG & Co. KGaA		B2Gold Corp.	COOP SAPPORO	Iberia	Hasbro
ING		Teck Resources Ltd.	Fuji Television Network, Inc.	Multiplica	IKEA US Retail
Johnson & Johnson, Inc.		China	(FNS Charity Campaign)	Starwood	Jefferies LLC
Kimberly-Clark Corporation		By-health Co., Ltd	Honda Motor Co., Ltd.	Telefonica	L'Oréal USA: Giorgio Armani
L'Occitane		Tencent Foundation	IDOM Inc.	We Are Water	Fragrances
LEGO Foundation		Denmark	ITOHAM FOODS Inc.	Sweden	Niantic, Inc.
LEGO Group		Hempel Fonden	Japanese Consumers'	AB Pictura	Priceline Group
Les Mills		Ecuador	Co-operative Union	Boråstapeter	Prudential Financial
LIXIL Corporation		Diners Club International	Japanet Holdings Co., Ltd.	Brynäs IF	Qatalyst Partners
Louis Vuitton Malletier		Finland	Kao Corporation	Companies for Malawi	S&P Global Foundation
Marriott International		Rovio	Mitsuboshi Belting Ltd.	NCC AB	S'well
Meliá Hotels International		France	MUFG Bank, Ltd.	Operation Dagsverke	Starbucks
Microsoft		AXA	Oriental Land Co., Ltd.	Radiohjälpen	Target Corporation
Millicom		Clairefontaine	Saraya Co., Ltd.	Sandvik Coromant	The UPS Foundation
MMG Limited		Gémo	SL Creations Co., Ltd.	Svenska PostkodLotteriet	Visa Inc
Moncler		Groupe Neo-Soft	Sumitomo Mitsui Banking	Switzerland	WWE
MSC Foundation		Société des Eaux de Volvic	Corporation	ALDI SUISSE AG	
Nokia Oyj		Germany	Sumitomo Mitsui Card	Roche Employee Action and	
Nordic Choice Hotels AS			Company, Ltd.	Charity Trust	

Top 20 National Committee donors, 2019

(revenue* in millions of US dollars)

COUNTRY	REGULAR RESOURCES**	OTHER RESOURCES	TOTAL
United States	11	280	292
Japan	128	35	164
Germany	49	56	104
Republic of Korea	76	15	91
United Kingdom	29	50	78
Spain	60	16	76
France	46	15	61
Sweden	36	20	57
Netherlands	39	15	53
Denmark	6	42	48
Italy	37	4	42
Norway	9	11	21
Switzerland	4	16	20
Hong Kong, China	13	5	18
Finland	13	3	16
Belgium	14	2	16
Canada	9	7	15
Australia	5	6	11
Portugal	7	3	10
Poland	8	1	9

* National Committee ranking is based on revenue amounts in order to be comparable to fundraising plans that are also revenue based.

** Regular resources excludes Other contributions.

Note: Numbers may not add up because of rounding.

Top 10 National Committees by advocacy contribution to children, 2019

(revenue in US dollars)

COUNTRY	ADVOCACY CONTRIBUTION
Netherlands	3,913,336
United Kingdom	3,863,581
Japan	3,285,474
Germany	3,137,874
France	2,794,909
Spain	2,386,358
United States	1,966,528
Switzerland	1,804,067
Italy	1,732,580
Canada	1,690,314

Total UNICEF revenue by source of funding, 2019

(in US dollars)

OVERVIEW

	Regular resources		Other resources		Other Contributions ***		Total
	Public sector	Private sector	Public sector	Private sector	Public sector	Private sector	
1. Countries*	477,384,483	653,611,519	2,795,279,617	725,013,434	2,437,083	40,737,029	4,694,463,165
2. Intergovernmental agencies	22,324	—	572,091,853	—	—	—	572,114,177
3. Non-governmental organizations	—	457,582	—	41,857,852	—	—	42,315,434
4. Inter-organizational arrangements	83	—	896,762,803	—	234,525	—	896,997,411
5. Other revenue **	—	—	—	—	—	—	206,380,755
Total	477,406,890	654,069,101	4,264,134,273	766,871,285	2,671,608	40,737,029	6,412,270,941

* Includes contributions from governments, National Committees and country offices—private sector.

** Other revenue includes revenue from investments, procurement and other sources.

*** Contributions for specific management activities.

Note: Numbers may not add up because of rounding.

1. DONOR COUNTRIES AND AREAS*

	Regular resources		Other resources		Other contributions **		Total
	Public sector	Private sector	Public sector	Private sector	Public sector	Private sector	
Countries	477,384,483	653,611,519	2,795,279,617	725,013,434	2,437,083	40,737,029	4,694,463,165
Afghanistan	67,853	—	12,245,185	—	—	—	12,313,038
American Samoa	—	—	1,382,452	—	—	—	1,382,452
Andorra	28,419	441,376	8,975	280,497	—	—	759,268
Angola	180,000	—	—	1,200,000	—	—	1,380,000
Argentina	155,000	3,990,997	—	14,252,352	—	6,720,074	25,118,422
Armenia	120,790	—	—	24,000	—	—	144,790
Australia	(509,903)	4,935,927	22,795,411	6,326,126	—	—	33,547,560
Austria	1,217,292	3,151,195	5,884,523	550,665	—	—	10,803,676
Azerbaijan	25,000	—	—	—	—	—	25,000
Bangladesh	100,249	—	23,168,952	115,506	—	—	23,384,707
Barbados	195,575	—	—	—	—	—	195,575
Belarus	—	—	—	211,700	—	—	211,700
Belgium	(849,198)	13,808,657	5,393,708	2,189,619	—	—	20,542,785
Benin	24,124	—	356,989	—	—	—	381,113
Bhutan	13,118	—	—	—	—	—	13,118
Bolivia (Plurinational State of)	165,000	4,038	225,000	82,541	—	—	476,579
Brazil	1,770,153	1,504,825	—	7,650,770	—	3,038,663	13,964,412
Bulgaria	78,500	67,755	198,000	817,538	—	269,589	1,431,382
Burkina Faso	—	—	3,954,665	—	—	—	3,954,665
Burundi	—	—	584,782	—	—	—	584,782
Cabo Verde	350,000	—	—	—	—	—	350,000
Cameroon	—	—	36,673,114	—	35,441	—	36,708,555
Canada	1,174,049	8,747,305	172,540,690	6,581,542	—	—	189,043,587
Central African Republic	44,000	—	4,461,639	—	—	—	4,505,639
Chad	54,160	—	6,608,562	—	—	—	6,662,722

Total UNICEF revenue by source of funding, 2019, *continued*

	Regular resources		Other resources		Other contributions **		Total
	Public sector	Private sector	Public sector	Private sector	Public sector	Private sector	
Chile	77,000	3,588,252	–	3,291,269	–	2,068,170	9,024,691
China	1,837,811	1,053,668	13,000,000	11,489,695	–	1,715,862	29,097,036
Colombia	–	2,128,596	–	4,048,427	–	2,646,126	8,823,149
Comoros	70,000	–	–	–	–	–	70,000
Congo	748,450	–	172,224	–	–	–	920,674
Costa Rica	18,997	–	–	5,061	–	–	24,058
Côte d'Ivoire	12,600	–	3,324,371	–	–	–	3,336,971
Croatia	7,387	533,607	50,000	2,587,949	–	886,451	4,065,394
Cyprus	11,100	58,816	112,500	–	–	–	182,416
Czech Republic	–	2,767,191	2,159,162	765,616	–	–	5,691,968
Democratic People's Republic of Korea	130,070	–	–	–	–	–	130,070
Democratic Republic of the Congo	343,411	–	32,109,191	–	–	–	32,452,602
Denmark	8,717,517	5,950,949	51,766,676	41,650,892	–	–	108,086,034
Dominican Republic	88,000	–	–	537,834	–	–	625,834
Ecuador	600	670,340	–	4,556,249	–	860,544	6,087,733
Egypt	–	–	–	854,778	–	–	854,778
Equatorial Guinea	104,305	–	–	–	–	–	104,305
Estonia	166,667	–	742,424	–	–	–	909,091
Ethiopia	285,246	–	5,000,000	–	–	–	5,285,246
Fiji	96,668	–	–	–	–	–	96,668
Finland	6,050,605	13,033,855	22,250,792	3,454,964	–	–	44,790,216
France	3,881,978	45,672,745	15,994,065	14,870,823	–	–	80,419,611
Gabon	89,452	–	–	–	–	–	89,452
Georgia	155,000	–	–	–	–	–	155,000
Germany	67,023,330	48,789,901	390,280,243	55,709,436	–	74,000	561,876,911
Ghana	148,512	–	–	–	–	–	148,512
Guatemala	–	–	–	44,560	–	–	44,560
Guinea	350,000	–	(52,803)	–	–	–	297,197
Guinea-Bissau	621,000	–	2,972,855	–	–	–	3,593,855
Haiti	864	–	6,540,529	–	–	–	6,541,393
Honduras	25,779	–	–	44	–	–	25,824
Hong Kong, China	–	13,109,450	–	5,210,654	–	–	18,320,104
Hungary	3,012,832	527,134	–	48,313	–	–	3,588,279
Iceland	1,061,569	3,965,255	2,873,126	115,083	–	–	8,015,033
India	895,038	350,021	2,466,794	5,890,351	–	975,694	10,577,899
Indonesia	254,970	1,470,519	–	5,629,576	–	2,310,000	9,665,065
Iran (Islamic Republic of)	–	–	–	134,498	–	–	134,498
Iraq	48,785	–	–	–	–	–	48,785
Ireland	8,181,818	2,722,772	9,146,348	3,468,671	–	–	23,519,609
Israel	–	–	–	22,802	–	–	22,802
Italy	4,967,880	37,478,298	12,770,528	4,284,686	–	–	59,501,391
Japan	19,364,117	128,105,488	93,718,228	35,466,167	–	–	276,654,000
Jordan	802,963	–	–	–	–	–	802,963
Kazakhstan	218,542	–	1,800,000	–	–	–	2,018,542
Kenya	150,000	–	11,285,000	–	–	–	11,435,000
Kuwait	200,000	2,869	35,882,654	6,695	–	–	36,092,219
Kyrgyzstan	55,000	–	–	–	–	–	55,000
Lao People's Democratic Republic	–	–	442,282	–	–	–	442,282
Lesotho	120,000	–	98,700	–	–	–	218,700
Liechtenstein	25,025	–	–	–	–	–	25,025
Lithuania	16,502	–	–	4,770	–	–	21,272

Total UNICEF revenue by source of funding, 2019, *continued*

	Regular resources		Other resources		Other contributions **		Total
	Public sector	Private sector	Public sector	Private sector	Public sector	Private sector	
Luxembourg	3,282,276	1,078,210	17,351,624	2,084,605	–	–	23,796,715
Madagascar	–	–	4,771,479	–	–	–	4,771,479
Malawi	–	–	2,066,804	–	–	–	2,066,804
Malaysia	284,000	8,494,432	100,000	4,843,768	–	6,475,223	20,197,422
Mali	33,500	–	2,958,259	–	–	–	2,991,759
Malta	–	–	27,778	–	–	–	27,778
Mauritania	20,610	–	–	–	–	–	20,610
Mexico	214,000	1,641,593	–	5,817,292	–	2,476,837	10,149,721
Monaco	28,539	–	175	–	–	–	28,713
Mongolia	90,408	–	–	1,037,069	–	–	1,127,477
Montenegro	22,194	–	34,000	–	–	–	56,194
Morocco	99,146	–	2,999,850	–	–	–	3,098,996
Mozambique	7,500	–	500,000	–	–	–	507,500
Myanmar	43,346	329	3,751,668	–	–	–	3,795,343
Namibia	120,000	–	–	–	–	–	120,000
Netherlands	110,334,460	38,526,730	251,005,084	14,677,294	–	–	414,543,568
New Zealand	12,135,869	1,330,900	1,380,983	3,222,333	–	–	18,070,085
Nicaragua	40,156	–	–	210	–	–	40,366
Niger	4,000	–	32,135,055	–	–	–	32,139,055
Nigeria	1,758,911	694	32,908,036	177,783	–	–	34,845,424
North Macedonia	–	–	–	65,909	–	–	65,909
Norway	51,480,123	9,244,863	78,291,405	11,448,823	–	–	150,465,214
Oman	167,739	–	1,500,000	–	–	–	1,667,739
Pakistan	–	–	677,471	–	–	–	677,471
Panama	723,184	21,432	350,000	835	375,000	–	1,470,451
Paraguay	–	–	–	2,861,270	–	–	2,861,270
Peru	–	651,462	–	1,845,217	–	1,062,817	3,559,497
Philippines	49,085	865,950	–	3,116,181	–	1,687,366	5,718,581
Poland	–	7,976,756	202,171	1,489,635	–	–	9,668,563
Portugal	44,643	7,186,409	–	2,650,812	–	–	9,881,863
Republic of Korea	3,802,249	76,237,001	40,014,433	14,670,131	–	–	134,723,814
Republic of Moldova	57,000	–	–	–	–	–	57,000
Romania	50,000	164,197	(3,964)	919,159	–	389,689	1,519,081
Russian Federation	1,000,000	–	12,270,248	–	–	–	13,270,248
Sao Tome and Principe	19,500	–	–	–	–	–	19,500
Saudi Arabia	1,096,700	15,360	55,000,000	2,425,664	–	–	58,537,724
Senegal	398,500	–	–	–	–	–	398,500
Serbia	51,000	9,985	3,815,863	712,943	–	323,295	4,913,086
Sierra Leone	384,000	–	642,950	–	–	–	1,026,950
Singapore	50,000	184,600	–	11,074	–	–	245,674
Slovakia	11,416	86,481	111,483	89,643	–	–	299,022
Slovenia	30,400	915,342	45,662	373,472	–	–	1,364,876
Somalia	435,700	–	300,000	–	–	–	735,700
South Africa	–	–	–	477,534	–	–	477,534
South Sudan	–	–	17,733,070	–	–	–	17,733,070
Spain	550,055	60,214,040	5,009,491	15,746,167	–	–	81,519,753
Sri Lanka	15,630	–	–	17,834	–	–	33,464
Sudan	259,800	–	–	–	–	–	259,800
Sweden	400,727	36,235,409	138,960,651	20,487,104	–	–	196,083,891
Switzerland	29,646	4,478,982	39,511,594	15,984,717	2,026,642	–	62,031,582
Tajikistan	32,400	–	3,171,656	–	–	–	3,204,056
Thailand	474,208	4,855,115	–	11,115,529	–	4,140,839	20,585,691
Timor-Leste	100,000	–	–	–	–	–	100,000
Togo	26,000	–	–	–	–	–	26,000

Total UNICEF revenue by source of funding, 2019, *continued*

	Regular resources		Other resources		Other contributions **		Total
	Public sector	Private sector	Public sector	Private sector	Public sector	Private sector	
Trinidad and Tobago	15,000	–	–	–	–	–	15,000
Tunisia	16,108	–	–	–	–	–	16,108
Turkey	54,835	1,967,693	–	408,058	–	–	2,430,586
Turkmenistan	71,746	–	–	–	–	–	71,746
Uganda	469,000	–	7,583,419	332,500	–	–	8,384,919
United Arab Emirates	671,670	372,419	56,995,366	7,144,556	–	–	65,184,012
United Kingdom	17,832,467	28,732,328	345,626,427	49,504,334	–	–	441,695,556
United Republic of Tanzania	22,000	–	–	–	–	–	22,000
United States	132,500,000	11,156,508	627,281,738	280,448,120	–	1,350,000	1,052,736,366
Uruguay	72,450	1,964,132	–	1,935,864	–	1,265,364	5,237,811
Uzbekistan	310,000	–	–	–	–	–	310,000
Viet Nam	34,254	10,578	–	–	–	–	44,832
Zambia	257,520	–	–	–	–	–	257,520
Zimbabwe	–	–	10,320,777	–	–	–	10,320,777
Other	12,358	359,560	–	2,297	–	428	374,643
Revenue Adjustments	(55,118)	226	(15,511,621)	2,434,980	–	–	(13,131,532)
Total	477,384,483	653,611,519	2,795,279,617	725,013,434	2,437,083	40,737,029	4,694,463,165

* Includes contributions from governments and UNICEF National Committees.

** Contributions for specific management activities.

Note: Numbers may not add up because of rounding. Negative amounts against countries, for the most part, are due to revaluation.

2. INTERGOVERNMENTAL AGENCIES

Regular resources	European Commission	22,324
	Subtotal	22,324
Other resources	European Commission	353,373,654
	Gavi, the Vaccine Alliance	135,798,903
	Global Financing Facility	1,008,880
	The Global Fund to Fight AIDS, Tuberculosis and Malaria (GFATM)	1,778,242
	Global Partnership for Education	52,302,317
	Nutrition International	9,021,220
	UNITAID	966,442
	Revenue Adjustments	(17,842,194)
	Subtotal	572,091,853
	Total	572,114,177

3. NON-GOVERNMENTAL ORGANIZATIONS

Regular resources	Other	457,582
	Subtotal	457,582
Other resources	Clinton Health Access Initiative	5,578,089
	Education Cannot Wait Fund	30,870,702
	End Violence Fund	4,951,479
	Other	457,582
	Revenue Adjustments	–
	Subtotal	41,857,852
	Total	42,315,434

Total UNICEF revenue by source of funding, 2019, *continued*

4. INTER-ORGANIZATIONAL ARRANGEMENTS		
Regular resources	United Nations Development Group joint programmes	83
	Subtotal	83
Other resources	Food and Agriculture Organization of the United Nations (FAO)	6,501,940
	International Labour Organization (ILO)	3,145,698
	International Organization for Migration (IOM)	13,409,738
	Office for the Coordination of Humanitarian Affairs (OCHA)	270,195,160
	The United Nations Educational, Scientific and Cultural Organization (UNESCO)	30,000
	United Nations Department of Peacekeeping Operations	2,560,329
	United Nations Development Group joint programmes	77,525,858
	United Nations Development Programme (UNDP)	96,377,016
	United Nations Entity for Gender Equality and the Empowerment of Women (UN Women)	621,692
	United Nations High Commissioner for Refugees (UNHCR)	2,651,613
	United Nations Mine Action Service (UNMAS)	110,000
	United Nations Mission in Kosovo	103,030
	United Nations Mission for Ebola Emergency Response (UNMEER)	77,209
	United Nations Office for Project Services (UNOPS)	33,803,658
	United Nations Population Fund (UNFPA)	36,909,106
	United Nations Programme on HIV/AIDS	6,891,900
	United Nations The Resident Coordinator Office	72,000
	United Nations Trust Fund for Human Security (UNTFHS)	208,025
	World Bank Group	332,468,667
	World Food Programme (WFP)	10,050,674
	World Health Organization (WHO)	6,990,201
	<i>Revenue Adjustments</i>	(3,940,711)
	Subtotal	896,762,803
Other contributions	United Nations Department of Peacekeeping Operations	234,525
	Subtotal	234,525
Total		896,997,411
5. OTHER REVENUE*		
Total		206,380,755
GRAND TOTAL		
		6,412,270,941

* Other revenue includes revenue from investments, procurement and other sources.

Note: Numbers may not add up because of rounding.

For every child

Whoever she is.
Wherever he lives.
Every child deserves a childhood.
A future.
A fair chance.
That's why UNICEF is there.
For each and every child.
Working day in and day out.
In more than 190 countries and territories.
Reaching the hardest to reach.
The furthest from help.
The most excluded.
It's why we stay to the end.
And never give up.



Published by UNICEF
Division of Communication
3 United Nations Plaza
New York, NY 10017, USA

pubdoc@unicef.org

www.unicef.org

ISBN: 978-92-806-5135-5

© United Nations Children's Fund (UNICEF)
June 2020